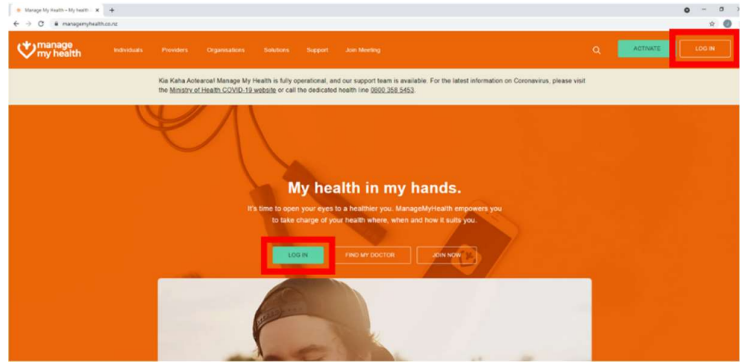
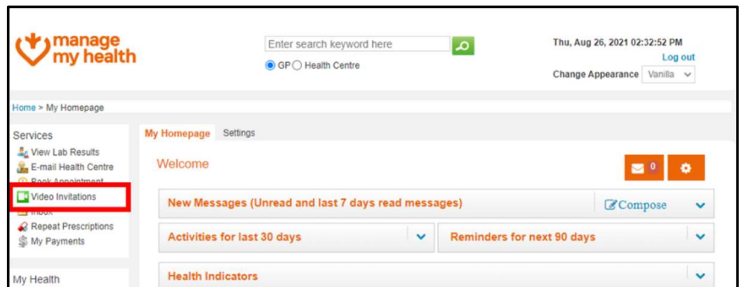


B. MMH patients video consults through MMH web browser:

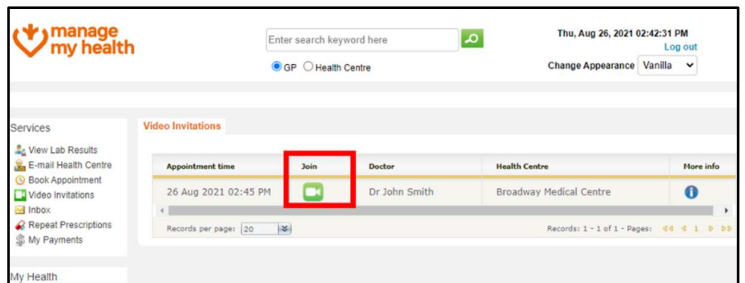
- You will receive a text confirming your video consult appointment. This text will also have a Meeting ID number and a link. Please ignore both and go to www.managemyhealth.co.nz with your laptop or computer which has a camera and microphone (preferably use Google Chrome)



- Once on the www.managemyhealth.co.nz website, click on one of the "LOG IN" buttons, as highlighted in the screenshot.
- Once logged in, click the Video Invitations button (the green icon in the list on the left side).

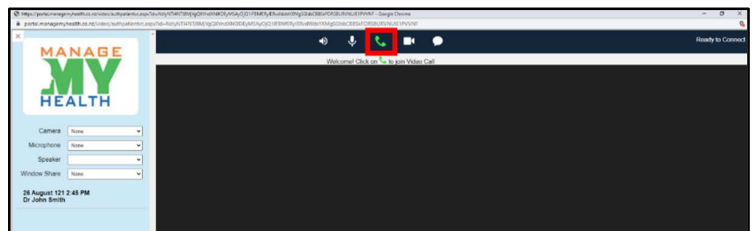


- The screen should now show the "Video Invitations" tab and you should see the green camera icon.
- Click the green camera icon to join the video call.
- The screen should look like the screen shown here. And all you need to do now is to click the green phone icon to join the call.



- One of two things will happen;

- If the doctor has joined the call already and is waiting for you, you will see them on your screen and they will see you once you tap the green phone symbol;
- or
- If you only see yourself the doctor has not "joined consultation and/or clicked the green phone symbol" yet. Just wait until they join too.



Video Consult Etiquette TIPS:

Make sure that you are in a private and quiet area and won't be disturbed during your video consult this to ensure your that your health care needs are met as well as possible in this setting as well as your privacy.